

# Atlas IT

network cable analyser

Model: UTP05

# Enhanced

# PEAK

electronic design ltd

## PRODUCT BRIEF

### The Intelligent Choice

The *Peak Atlas IT* Network Cable Analyser has just got smarter, much smarter. The *Atlas IT* has always been a fabulous tool for identifying and analysing RJ45 based network cables, sockets and patch panels. Now this instrument features new intelligent software that can identify cable configurations even if there are faults in the cabling. It will even tell you the differences that it has detected between your faulty cable and the intended cable configuration. Simply connect one end of your network cable to the *Atlas IT* and the other end to the *Atlas IT* Terminator and press the test button. Within seconds, the *Atlas IT* will analyse the full connection pattern between one end of the cable and the other end. It then instantly identifies the cable type (based on the connection pattern) and displays this on it's easy-to-read green-mode display.



The Atlas IT now features an enhanced cable library, enabling the intelligent identification of cable configuration, such as: "Straight-Through Patch Cables", "Crossover Cables", "Token Ring Cables", "Ethernet Economiser Adapters" and many more. If any problems in the cabling are detected, such as shorted, swapped or missing connections, then the Atlas IT will clearly identify these on it's display, showing exactly which connections require attention.



### Key Features

- Automatic identification of cable configuration: Straight-Through patch (4, 6 and 8 way types), Crossover (several types), Token-Ring, Cisco Twisted, Ethernet Economisers and many more.
- Identification of fault types including missing/broken wires, shorted wires and swapped wires.
- Display of standard wiring colours.
- Compatible with optional identified terminators, great for multiple cable runs.
- Protected against voltages present on live voice and data systems.
- Miniature Atlas Terminator, ideal for use in tight spaces.
- Clear and user-friendly scrollable display.
- Extra spare battery and spare Terminator supplied.


Example screenshots:

```
Analysing...
|||||.....
Good 8-Wire
Patch cable +
Terminator ID
number 12 +
Connection
details follow +
Term+12345678
Atlas+12345678 +
```

```
Analysing...
|||||.....
FAIL 8-Wire
crossover cable +
Terminator ID
number 23 +
Connection
details follow +
Term+12345678
Atlas+*6145278 +
```



Supplied with carry case



Identify multiple cable runs with the optional identified terminators



Please note that specifications of our products are subject to change without notice. E&OE.

02/08

## Peak Electronic Design Limited

West Road House, West Road, Buxton, Derbyshire, SK17 6HF. Tel. +44 (0)1298 70012, Fax. +44 (0)1298 70046

See us on the Web: [www.peakelec.co.uk](http://www.peakelec.co.uk) Email: [sales@peakelec.co.uk](mailto:sales@peakelec.co.uk)